



Influence of perceived city brand image on emotional attachment to the city

Journal:	<i>Journal of Place Management and Development</i>
Manuscript ID	JPMD-01-2017-0011.R3
Manuscript Type:	Academic Paper
Keywords:	Perceived city brand image, Moderating effect, Residential status, Visitors image, Emotional attachment

SCHOLARONE™
Manuscripts

Influence of perceived city brand image on emotional attachment to the city

Abstract

Purpose-This study examines the influence of perceived city brand image on emotional attachment to the city. The study also compares the effects of perceived brand image of the city on the emotional attachment to the city across two groups: residents and visitors.

Design/methodology- A total of 207 usable questionnaires were collected from 107 residents of the city of Bratislava, Slovakia, and 100 visitors to the city. Partial least square structural equation modelling (PLS-SEM) method was used for data analysis.

Findings-This study establishes that perceived city brand image significantly influences emotional attachment to the city. The study concludes that affective city image has a greater impact on emotional attachment to the city among residents, and less impact for visitors. In contrast, the influence of cognitive city image on emotional attachment to the city does not vary across the two categories of residents and visitors to the city.

Practical implications-City tourism marketers should focus on improving city brand images to enhance tourists' emotional attachment to the city to promote repeat visits among visitors.

Originality/value- This study contributes to improving understanding of the impact of perceived city brand image on emotional attachment to the city across the two groups, residents and visitors, using social exchange theory. Furthermore, the findings come from a relatively under-researched Central and Eastern European (CEE) region.

Keywords: Perceived city brand image, Moderating effect, Residential status, Residents, Visitors image, Emotional attachment

Paper type Research paper

Introduction

Research interest in the marketing of cities as tourist destinations has gained momentum in the past decade, as cities increasingly compete for tourists (e.g., Braun *et al.*, 2013; Gu and Ryan, 2008; Hankinson, 2004; Phillips and Jang, 2010; Tsai, 2012; Vanolo, 2008; Zenker and Beckmann, 2013). Furthermore, in recent years, city branding has become an emerging academic theme and an important practice by local authorities and governments (Sahin and Baloglu, 2014; Kavaratzis and Hatch, 2013; Kavaratzis and Ashworth, 2006; Lucarelli and Olof-Berg, 2011). Additionally, empirical studies in the field of marketing (e.g., Grisaffe and Nguyen, 2011; Park *et al.*, 2010) show that emotional attachment leads to improved customer loyalty, positive word-of-mouth publicity and other desirable post-purchase behaviors. Thus, it has become essential for marketers of cities as tourist destinations to understand the various antecedents of emotional attachment to cities. The present study investigates the influence of perceived city brand image on emotional attachment to the city and compares these effects across two groups: city residents and visitors. Previous studies have concluded that favorable perceived images of destinations influence destination choices (e.g., Braun *et al.*, 2013; Gartner, 1989; Hankinson, 2004; Phillips and Jang, 2010; Ramkissoon and Nunkoo, 2011; Woodside and Lysonski, 1989; Zenker and Beckmann, 2013). Furthermore, several tourism scholars (e.g., Qian and Zhu, 2014; Tsai, 2012; Tsai, 2015) have demonstrated that place attachment induces strong positive attitudinal loyalty and revisit behavior to places. Although these past studies have explored the relationship between perceived image and emotional place attachment, limited studies have focused on the impact of perceived brand image and emotional attachment to the city across groups of tourists of different residential status. Additionally, previous studies have indicated that the perception of cities varies based on tourists' residential status in the city. More specifically, different

1
2
3 categories of tourists, such as residents of the city and visitors – i.e., people who have visited the
4 city at least once – hold different perceptions of the city (Braun *et al.*, 2013; Phillips and Jang,
5
6
7
8 2010; Zenker and Beckmann, 2013). Therefore, the current study aims to (1) determine the
9
10 influence of perceived city image on emotional attachment to the city, and (2) examine the
11
12 moderating role of residential status on the relationship between perceived city image and
13
14 emotional attachment to the city.
15
16

17
18 The contribution of this study is twofold. First, it attempts to bridge the gap in the city
19
20 brand image literature by establishing a link between perceived city image and emotional
21
22 attachment to the city, based on familiarity with the city. The study also contributes to improving
23
24 understanding of the impact of perceived city brand image on emotional attachment to the city
25
26 across the two groups using social exchange theory. The findings will enable marketers to
27
28 develop relevant marketing strategies pertaining to tourist products for the two segments of city
29
30 tourists. Furthermore, the study was carried out in Bratislava, the capital city of Slovakia, an
31
32 emerging tourist destination city in the Central and Eastern European (CEE) region. Previous
33
34 studies of city brand image have focused predominantly on well-known tourist destinations, such
35
36 as New York, USA (Phillips and Jang, 2010), Hamburg, Germany (Zenker and Beckmann,
37
38 2013), and Turin, Italy (Vanolo, 2008). Lesser-known places like Bratislava have so far been
39
40 neglected in tourism studies. Therefore, the findings of this study are also expected to provide
41
42 contextual understanding of how perceived city brand image affects emotional attachment to
43
44 cities, based on studies of the relatively under-researched CEE region.
45
46
47
48
49

50
51 The remainder of this study is organized as follows. First, the literature is reviewed,
52
53 focusing on the conceptual framework, the hypothesized relationships, and theories supporting
54
55 each of the hypotheses. Next, the research methodology is outlined. The research results are then
56
57
58
59
60

1
2
3 presented, followed by a discussion of the study's findings and recommendations for future
4
5 studies.
6
7
8
9

10 **Theoretical framework and the hypothesized relationships**

11
12 Figure 1 presents the study's conceptual framework. The dependent variable of the conceptual
13 model is emotional attachment to the city. The independent variable is perceived city brand
14 image, which is represented by its two components: affective city brand image and cognitive city
15 brand image (Phillips and Jang, 2010). Additionally, the variable of residential status in the city
16 moderates the impact of cognitive city brand image and affective city brand image on the
17 individual's emotional attachment to the city.
18
19
20
21
22
23
24
25

26
27 **Figure 1 about here**
28
29
30
31

32 *Emotional attachment to the city*

33
34 Emotional attachment to the city refers to the bond between a person and a city, characterized by
35 deep feelings of connection, affection, and passion (Grisaffe and Nguyen, 2011). Bowlby (1979)
36 is credited with originating the concept of emotional attachment in his pioneering work on the
37 interaction between parents and infants. More recently, researchers have extended the idea of
38 emotional attachment to consumer behavior (e.g., Fedorikhin *et al.*, 2008; Fournier, 1998;
39 Grisaffe and Nguyen, 2011; Koo and Hardin, 2008; Malär *et al.*, 2011; Park *et al.*, 2010;
40 Patwardhan and Balasubramanian, 2013; Schouten and McAlexander, 1995; Vlachos, 2012;
41 Vlachos *et al.*, 2010; Yuksel *et al.*, 2010). Past studies have demonstrated that consumers who
42 are emotionally attached to brands tend to be more loyal to the attached brands compared to
43 those who are less emotionally attached (Batra *et al.*, 2012; Carroll and Ahuvia, 2006; Fournier,
44
45
46
47
48
49
50
51
52
53
54
55
56
57
58
59
60

1
2
3 1998; Thomson *et al.*, 2005; Vlachos *et al.*, 2010). Furthermore, consumers who are emotionally
4 attached to brands are willing to pay premium prices (Thomson *et al.*, 2005) and tend to overlook
5 these brands' mistakes (Batra *et al.*, 2012).
6
7
8
9

10 In the tourism field, existing studies on attachment have tended to focus on the broader
11 concept of place attachment (e.g., Kaltenborn and Williams, 2002; Kyle *et al.*, 2004; Lewicka,
12 2005; Tsai, 2012; Yuksel *et al.*, 2010). Place attachment is defined as "the emotional and
13 psychological bonds formed between an individual and a particular place" (Tsai, 2012, p. 139).
14
15 The literature (i.e., Florek, 2011; Zenker and Rutter, 2014) indicates that, usually, people who
16 live in a place for a long period develop a sense of attachment to the place. Although the
17 concepts of place attachment and emotional attachment may appear to be similar, there are subtle
18 differences between the two concepts, as emotional attachment (also referred to as *affective*
19 *attachment* in place-attachment literature) is a subcomponent of place attachment (Jorgensen and
20 Stedman, 2001). Although antecedents of place attachment have been widely reported in
21 published studies (e.g., Hou *et al.*, 2005; Hwang *et al.*, 2005; Gross and Brown, 2008; Warzecha
22 and Lime, 2001), little is known about the antecedents of emotional (affective) attachment to
23 places such as cities. This study attempts to contribute towards the understanding of the
24 antecedents of emotional attachment to cities.
25
26
27
28
29
30
31
32
33
34
35
36
37
38
39
40
41
42
43
44
45

46 *Perceived city brand image and emotional attachment*

47
48 The independent variable, perceived city brand image, is conceptualized as the sum of beliefs,
49 ideas, and impressions that connect numerous people to a city (Brandt and Mortanges, 2011;
50 Kotler and Andreasen, 1991; Zenker and Beckman, 2013). Thus, the overall perception of city
51 image is based on both cognitive and affective (emotional) impressions (Anholt, 2006).
52
53
54
55
56
57
58
59
60

1
2
3 Cognitive evaluations refer to the individual's impressions based on knowledge and beliefs
4
5
6 pertaining to a city, whereas affective appraisals concern the individual's feelings towards the
7
8 city (Baloglu and McCleary, 1999; Walmsely and Jenkins, 1993).
9

10
11 Published studies (e.g., Baloglu and McCleary, 1999; Gartner, 1994; Gunn, 1972)
12
13 demonstrate the importance of image formation agents (IFA) for the enhancement of both
14
15 cognitive and affective destination image. There are three types of IFA: organic, induced, and
16
17 autonomous (Gartner, 1994). Organic IFA consist of noncommercial information sources, such
18
19 as Word of Mouth (WoM), actual visitations, and direct experience. Induced IFA are destination
20
21 efforts of the destination promoters. Autonomous IFA refers to the independent agents, such as
22
23 online and offline news articles, films and pop culture. Many tourism studies (e.g. Hou, Lin, and
24
25 Morais, 2005; Lee et al., 2015; Prayag and Ryan, 2012) provide empirical evidence of the
26
27 positive impact of IFA on destination image. Therefore, widespread use of IFAs for the
28
29 marketing of tourist destinations tends to improve the destination image.
30
31
32
33

34
35 We further draw on the well-established positive relationship between destination image
36
37 and place familiarity (Chen and Lin, 2012; Horng, Liu, Chou, and Tsai, 2012; Milman and Pizan,
38
39 1995; Sun, Chi, and Xu, 2013; Tan and Chang, 2016) to develop the hypothesized impact of (i)
40
41 affective city brand image on emotional attachment to the city for the city residents and visitors,
42
43 and (ii) cognitive city brand image on affective attachment to the city for the city residents and
44
45 visitors. Place familiarity is defined as an individual's "ability to describe or even map a place
46
47 based on images, memories, and perceptions of locations, size, distance, physical attributes, and
48
49 site experiences" (Hammitt *et al.*, 2006, p. 25). Past studies (e.g., Gartner, 1989; Goodrich,
50
51 1978; Hankinson, 2004; Woodside and Lyonski, 1989) show that positive destination image
52
53 tends to attract further tourist visits. Moreover, frequent visits to a place as well as prolonged
54
55
56
57
58
59
60

1
2
3 period of residence enhance familiarity with the place (e.g., Ujang, 2008). Thus, we argue that
4
5 place familiarity facilitates the development of both cognitive image (i.e., ability to describe
6
7 places) and affective images (i.e., positive or negative feelings and perceptions of the places).
8
9
10 While residents develop familiarity with the city mainly through prolonged direct experiences,
11
12 visitors improve place familiarity mainly through secondary information sources, such as tourism
13
14 information (Prentice and Andersen, 2003) and the limited direct experiences with the
15
16 destination (Tan and Chang, 2016). Therefore, place familiarity improves both affective and
17
18 cognitive image of the city for the residents and visitors alike. Additionally, Ujang (2008) asserts
19
20 that place familiarity enhances place attachment through fostering a sense of strong connection
21
22 and belonging to the place. Emotional attachment involves strong connection and belonging to a
23
24 city brand (Grisaffe and Nguyen, 2011). Furthermore, past studies (e.g., Lee et al., 2015) assert
25
26 that both cognitive and affective image have positive influence on place attachment. Considering
27
28 that emotional attachment is a subcomponent of place attachment (Jorgensen and Stedman,
29
30 2001), we hypothesize that:

31
32
33
34
35
36 **H1:** Affective city brand image positively influences emotional attachment to the city for
37
38 the city residents and visitors.

39
40
41 **H2:** Cognitive city brand image positively influences emotional attachment to the city for
42
43 the city residents and visitors.
44
45

46 47 *Moderating effects of residential status: Theoretical bases*

48
49 Social exchange theory (SET) explains how individuals make decisions to initiate, accept,
50
51 maintain, or terminate relationships, based on benefit-cost ratios (Ramkissoon and Nunkoo,
52
53 2011). Therefore, in the tourism context, SET predicts that residents will welcome the
54
55 development of tourist attractions in their cities if they perceive positive benefit-cost ratios for
56
57
58
59
60

1
2
3 such developments (Andereck *et al.*, 2005, 2007; Gursoy and Rutherford, 2004; Ramkissoon and
4
5 Nunkoo, 2011). More recent studies (e.g., Moyle *et al.*, 2012) show that city residents and
6
7 visitors perceive different benefit-cost ratios for tourist development in a city. From the
8
9 residents' perspective, the positive contribution of tourism to the community may include
10
11 increased employment opportunities, improved infrastructure (Park *et al.*, 2015), and increased
12
13 tax revenue to local authorities (Wang and Pfister, 2008; Yu *et al.*, 2011). On the one hand,
14
15 residents may perceive some negative social consequences of increased tourism in local
16
17 communities, such as increased incidents of theft and burglary, vandalism, problems related to
18
19 alcohol, drug abuse, and environmental damage (Andereck and Nyaupane, 2011). Furthermore,
20
21 residents, unlike visitors, have citizen rights and obligations, such as electing local government
22
23 officials and paying taxes (Braun *et al.*, 2013). Braun *et al.*, (2013, p. 20) argue that residents,
24
25 through their close connections and interactions with the city environments, are "an integral part
26
27 of the place (city) brand". In that respect, it can be argued that residents are more inclined than
28
29 visitors to perceive their city more positively and get more emotionally attached to their city, as
30
31 they associate with the city more closely. For visitors, the perceived benefits, lower than for the
32
33 residents, are most likely to be in the form of improved facilities and security in the city.
34
35 Nevertheless, it is conceivable that the general perception of improved facilities in the city may
36
37 attract diverse groups of tourists, thereby raising the visitors' sense of insecurity due to increased
38
39 perceived incidents of negative events (i.e., theft, alcohol and drug abuse, etc.).
40
41
42
43
44
45
46
47

48 Furthermore, some researchers (e.g., Gu and Ryan, 2008; Ryan and Aicken, 2010),
49
50 drawing from social identity theory, conclude that when residents and visitors share the same
51
52 values and interact frequently, the city image gap between residents and visitors tends to
53
54 diminish. Social identity theory explains the human tendency to associate with people whom
55
56
57
58
59
60

1
2
3 they closely identify with (Hogg and Terry, 2000). Previous studies also show that both residents
4
5 and visitors can develop feelings of place attachment (Gu and Ryan, 2008; Gross and Brown,
6
7 2008). On the other hand, where visitors come from different parts of the world, and are
8
9 therefore not necessarily of the same social identity as the city residents, the residents are more
10
11 likely to perceive more benefit-cost ratio than visitors, due to differential perception of benefits
12
13 of, and obligations to, the city's development programs (Ryan and Aicken, 2010). In the context
14
15 of the present study, we anticipate that visitors to European cities are likely to be from diverse
16
17 cultures, and therefore not necessarily of the same social identity as the city residents. This is
18
19 because CEE, being one of the fastest growing European tourism markets in terms of
20
21 international tourist arrivals and receipts since the late 1990s (WTO, 1999), has attracted a high
22
23 volume of international visitors such as Japanese. However, Japanese tourists are unlikely to
24
25 have frequent interactions with the residents, due to the language barrier as well as culture and
26
27 identity distance (Balaz and Mitsutake, 1998). Therefore, a perceived city image gap is likely to
28
29 exist and the influence of city brand image on their emotional attachment to the city may vary
30
31 from those of the residents. Thus, following our hypothesized positive impact of both cognitive
32
33 and affective city brand image on emotional attachment to the city in H1 and H2, we further
34
35 hypothesize that:
36
37
38
39
40
41
42

43 **H3:** The influence of affective city brand image on emotional attachment to the city is
44
45 stronger for residents than for visitors.
46
47

48
49 **H4:** The influence of cognitive city brand image on emotional attachment to the city is
50
51 stronger for residents than for visitors.
52
53
54
55
56
57
58
59
60

Methodology

Context of the study

The empirical research for this study is based on the context of Bratislava, the capital city of Slovakia, which is a relatively small CEE country. Slovakia is one of the “new” members of the European Union and has good potential for tourism. Located on the banks of the Danube River, Bratislava offers a variety of stylish restaurants, traditional pubs, bars, galleries, museums, and the Slovak National Theatre, where the Slovak Philharmonic, ballet, and opera typically perform. The Bratislava Castle, situated on a hilltop within short walking distance of the old town, is a visible tourist attraction within the city. Bratislava holds numerous cultural events and festivals throughout the year, notably Bratislava Jazz Days and the Bratislava International Film Festival. Furthermore, Bratislava is in strategic partnership with Vienna, which has become an important tourist attraction, as it facilitates tourist travel up and down the Danube River via the Twin City liner, a luxury boat. Matlovičová et al. (2009) assert that Bratislava has become an attractive place for one-day or weekend shopping or party tourism, due to its low prices of services in comparison to other places in Western Europe. However, in terms of tourism, it is far behind in comparison with other competitive cities in the region of CEE (i.e., Prague, and Budapest), as the promotion of the city to potential visitors is poor since financial resources are limited (Matlovičová *et al.*, 2009).

Sample

Data was collected from two distinct groups of respondents: residents of Bratislava (residents), and people who had visited Bratislava as tourists at least once (visitors). Three postgraduate

1
2
3 students trained in data collection were contracted as research assistants. These research
4
5 assistants collected the data via paper–pencil questionnaires, emails, and online questionnaires.
6
7

8 The respondents were contacted at university campuses and at their homes in the UK and
9
10 Slovakia, with the help of the research assistants' contact networks of students. The online
11
12 questionnaire was distributed via email and social media (mainly Facebook and LinkedIn).
13
14 Respondents who were contacted via social network sites and email were first asked to answer a
15
16 screening question, which determined whether they were residents of Bratislava or had visited
17
18 Bratislava as tourists at least once. Respondents who did not fall into either category were asked
19
20 not to continue the questionnaire. The total number of respondents could not be established due
21
22 to the nature of the open online survey, which made determining the response rate impractical.
23
24
25 However, a total of 207 usable questionnaires were collected across the two groups of
26
27 respondents, as shown in Table 1.
28
29
30
31
32
33

34 *Measures*

35
36 The items used to measure cognitive city brand image were selected from Ramkissoon and
37
38 Nunkoo's (2011) city image attributes. Care was taken to include in the scale only those items
39
40 considered relevant to tourists' cognitive perception of city image. Additionally, only items with
41
42 loadings of more than .5 were included for further analysis. The measurement process involved
43
44 asking respondents to indicate their level of belief, on a seven-point scale, that the city of
45
46 Bratislava had certain attributes, such as attractiveness or parks; being an exciting or clean city;
47
48 having friendly people; etc. Next, the measurement scale for affective city image was developed
49
50 based on Russell *et al.*'s (1981) scale. Respondents were asked to indicate on a seven-point, bi-
51
52 polar scale the degree of their personal feelings towards the city of Bratislava. This scale
53
54
55
56
57
58
59
60

1
2
3 consisted of the following dimensions regarding the city of Bratislava: arousing–sleepy;
4
5 pleasant–unpleasant; exciting–gloomy; and relaxing–distressing. Then, emotional attachment
6
7 was measured based on scales used in past studies (i.e., Malär *et al.*, 2011; Yuksel *et al.*, 2010).
8
9
10 Respondents were asked to indicate, on a seven-point scale, the extent of their feelings toward
11
12 the city of Bratislava on the emotional attachment dimensions, which consisted of affection,
13
14 love, connection, passion, delight, captivation, and sense of belonging.
15
16
17
18
19

20 *Analysis of the measurement and structural model*

21
22 A structural equation model (SEM) was employed to analyze the hypothesized structural model
23
24 (Figure 1). SEM was the preferred method because, unlike other causal analysis models, such as
25
26 regression analysis, SEM integrates the various elements of the hypothesized model in a holistic
27
28 manner (Chin, 2010). To this end, the two widely accepted methods of analyzing SEM in
29
30 business management and social sciences research are the maximum likelihood estimation
31
32 (MLE) (Joreskog, 1970, 1978) and partial least squares (PLS) methods (Lohmoller, 1989; Wold,
33
34 1975). PLS, a variance-based structural equation modeling technique (Hair *et al.*, 2014; Henseler
35
36 *et al.*, 2009), was used to analyze the hypothesized model in the present study. The choice of
37
38 PLS over the covariance-based MLE for the present study was based on two main considerations
39
40 (Hair *et al.*, 2014; Picon *et al.*, 2014; Roldan and Sanchez-Franco, 2012). First, the present study
41
42 focuses on a prediction pertaining to the dependent variable, rather than testing the overall fit of
43
44 the model based on previously validated studies. The PLS method is suitable for analyses that
45
46 focus on estimating the contribution of the various independent variables to the dependent
47
48 variable, as is the case in the present study. Second, the study involved a relatively small sample
49
50 size of 207, which suits the PLS method better than covariance-based methods (Hair *et al.*,
51
52
53
54
55
56
57
58
59
60

2014). SmartPLS3, which is software for analyzing variance-based structural models (Hair *et al.*, 2014), was employed to analyze the PLS model structures for the present study. Data analyses were carried out in two stages, in accordance with the recommendations of Chin (2010) and Henseler and Chin (2010). The measurement model was evaluated in the first stage of the analysis, followed by an analysis of the structural model in the second stage.

Results

Profile of the study and descriptive analysis

Table 1 summarizes the sample characteristics. The number of respondents across the two groups was fairly similar, and the sample had nearly equal numbers of males and females (males = 50.5%, females = 49.5%).

Table 1 about here

The participants in this study were relatively young, with 78% under 35 years of age. This is mainly because the participants were recruited through social networks. However, it was not expected that the prevalence of young adults in the study sample would have a major influence on the study results. The analysis of means among the age groups by way of ANOVA showed no significant difference between the means of any of the age groups.

Assessment of the measurement model

The measurement model was assessed for reliability and validity criteria (Hensler *et al.*, 2009). Reliability was assessed based on the minimum threshold values of the outer loadings (λ) and composite reliability (CR). The validity was evaluated based on the average variance extracted (AVE) (Ringle *et al.*, 2010). As shown in Table 2, almost all the loadings (except for clean city),

1
2
3 and all measures of CR were above the minimum recommended level of .7, indicating acceptable
4
5 levels of construct reliability. Although the loading for clean city (.679) was slightly below .7,
6
7 the item (clean city) was retained in the scale to preserve the face validity of the construct of
8
9 cognitive city brand image. In terms of reliability, the AVE values were well above the
10
11 recommended minimum threshold value of .5, confirming construct reliability. Furthermore, the
12
13 square root of the AVE for each of the constructs was larger than the coefficient of the
14
15 correlation between that construct and any other construct in the model, suggesting adequate
16
17 discriminant validity (Fornell and Larker, 1981). Additionally, loadings of items are highest on
18
19 the corresponding construct in comparison with any other construct in the model, further
20
21 confirming discriminant validity (Rezael, 2014).
22
23
24
25
26
27
28

29 **Table 2 about here**
30
31
32
33

34 *Evaluating the structural model*

35
36 After confirming the reliability and validity of the measurement model, the next step was to
37
38 assess the structural model, which included examining the hypothesized relationships of the
39
40 study. The PLS algorithm was applied, through bootstrapping of 5000 samples, to estimate the
41
42 model path coefficients, significance of path coefficients, the explained variance (R^2) for the
43
44 dependent variable, as well as the multi-group analysis (Hesler *et al.*, 2009). Figure 2 presents
45
46 the structural models of: (a) the whole sample, (b) samples for the residents of Bratislava, and (c)
47
48 samples for the visitors to Bratislava. The model was assessed for explained variance (R^2) and
49
50 predicative relevance based on the same three samples. The explained variance (R^2) values for
51
52 the three samples (whole sample, .529; residents, .626; and visitors, .741) indicate high levels for
53
54
55
56
57
58
59
60

1
2
3 the contribution of cognitive city image and affective city image to emotional attachment to the
4 city. The Q^2 values (whole sample, .303; residents, .4; and visitors, .521) demonstrate high
5
6
7
8
9
10
11
12
13
14
15
16
17
18
19
20
21
22
23
24
25
26
27
28
29
30
31
32
33
34
35
36
37
38
39
40
41
42
43
44
45
46
47
48
49
50
51
52
53
54
55
56
57
58
59
60

the contribution of cognitive city image and affective city image to emotional attachment to the city. The Q^2 values (whole sample, .303; residents, .4; and visitors, .521) demonstrate high predicative relevance of the model across the three analyzed samples ($Q^2 > 0$).

Figure 2 about here

Table 3 presents the results for the analyses of H1 and H2, which were carried out based on the whole sample involving residents of and visitors to Bratislava. Although both path coefficients for affective city brand image and cognitive city brand image are significant, showing support for both H1 and H2, affective city brand image had a higher impact on emotional attachment to the city compared to cognitive city brand image.

Table 3 about here

The tests for H3 and H4, which analyzed the structural differences between the models evaluated on the basis of separate sample data from the residents and visitors, are shown in Table 4. The results show that the impact of cognitive city brand image on emotional attachment to the city is significantly stronger for visitors than for residents. Therefore, compared to residents, the visitors' beliefs about the attractiveness and quality of Bratislava's physical and social environments had a stronger impact on emotional attachment to Bratislava. On the other hand, the positive feelings towards Bratislava had a stronger influence on emotional attachment towards Bratislava for the residents than for the visitors.

Table 4 about here

Overall, the results show that cognitive and affective city images significantly influenced individuals' emotional attachment to the city. Furthermore, residential status had a significant

1
2
3 moderating effect on the impact of the affective city brand image on emotional attachment to the
4
5 city. More precisely, the influence of affective city brand image on emotional attachment was
6
7 stronger for the residents than for the visitors. However, the influence of affective city brand
8
9 image on emotional attachment to the city was stronger for residents than for visitors.
10
11

12 13 14 15 **Discussions and conclusions**

16
17 This study examined the effects of perceived city brand image on emotional attachment to the
18
19 city from both city residents' and visitors' perspectives. It compared the views of residents, who
20
21 are more familiar with the place they live, with the perceptions held by the city's visitors, who
22
23 are mainly consider the place as a destination. The results confirm that perceived city brand image
24
25 influences emotional attachment to the city. More precisely, in line with the findings from Lee *et*
26
27 *al.* (2015), this study concludes that both affective city image and cognitive city image positively
28
29 influence emotional attachment to the city. At the same time, the findings reveal that the
30
31 influence of affective city image on emotional attachment to the city is substantially more
32
33 pronounced among city residents than visitors. By contrast, cognitive city image has the same
34
35 level of impact on emotional attachment to the city for both residents and visitors.
36
37
38
39

40
41 The results have several theoretical and managerial implications. From a theory-
42
43 development perspective, the results reaffirm the multidimensionality of perceived city brand
44
45 image, as reported in past studies (e.g., Gu and Ryan, 2008; Kavaratzis, 2012; Merrilees *et al.*,
46
47 2012; Yuksel *et al.*, 2010). Also, it expands the literature of city branding, as it is focused on an
48
49 emerging tourist destination city in the CEE region, where there have been limited studies.
50
51

52
53 One practical implication of these findings is that the city authorities should create a
54
55 sellable city brand by using proper logo, slogan and visuals in its marketing communication
56
57
58
59
60

1
2
3 program. Implementing such a marketing communications program would potentially increase
4
5 the level of place attachment for all visitors (Stylos *et al.*, 2017). Matlovičová et al. (2009) state
6
7 that the previous effort to create a sense of city brand through the logo ‘Bratislava – little big
8
9 city’ like the national one ‘Slovakia –little big country’ was criticized as vague and associated
10
11 with smallness rather than with a positive reference to the creation of a cozy place. Today, the
12
13 city’s marketing program includes a new visual and slogan “The city where you find real life”
14
15 (www.visitbratislava.com). This effort might be more sellable, recognizable and thus successful
16
17 to the main categories of the city’s tourist categories, such as weekend shopper-tourists or party
18
19 tourists. Florek (2011) points out that an appropriate marketing program for a city should meet
20
21 specific goals and the characteristics of tourist–segments. As Ashworth and Kavaratzis, (2009)
22
23 point out “It is in people’s minds that the city takes form through the processing of perceptions
24
25 and images about the city” (p. 521); therefore, any branding effort of a city must be congruent
26
27 with the perceived city image by city users (Kemp *et al.*, 2012). Residents could disagree with a
28
29 simplified city brand (Zenker *et al.*, 2017) or a city brand effort can be mocked by both residents
30
31 and visitors. A characteristic example is that of Seoul’s ‘I. Seoul. U’ new brand effort (Joo and
32
33 Seo, 2017), and Perm’s city brand campaign ‘European culture, lifestyle and leisure in the first
34
35 Russian capital of culture’ (Shafranskaya and Potapov, 2014), which had small and negative
36
37 acceptance respectively by the residents of and the visitors to these cities.
38
39
40
41
42
43
44
45

46 On the other hand, whilst researchers are beginning to recognize the period of residence
47
48 as the integral part of the place brand (Braun et al., 2013), studies that focus on the
49
50 interrelationship between forming city image and destination image from both residents and
51
52 visitors’ points of view are still limited. We argue that an integrated approach is needed to
53
54 highlight the vital role that the period of residence plays in aligning the possible gaps between
55
56
57
58
59
60

1
2
3 affective and cognitive city image. In other words, through better understanding of the effects of
4
5 perceived city brand image on emotional attachment, residents' views could be utilized and
6
7 should be prioritized in a city's place and destination branding strategy. By doing so, residents
8
9 could feel more connected with their city's brand as in the case of San Francisco, where its
10
11 residents, due to their strong feelings towards the city brand, call the city 'Frisco' (Kemp *et al.*,
12
13 2013).
14
15

16
17 Another practical implication of the results is that marketing activities aimed at the city
18
19 residents should focus on affective messages. For instance, advertising that is aimed at a city's
20
21 residents might involve patriotic imagery, such as the use of local heroes and popular celebrities,
22
23 popular national or local lyrics, and local scenery that arouses patriotic feelings and emotional
24
25 attachment. Such emotional attachment to the city might influence city residents to support city
26
27 tourism through activities such as positive word-of-mouth publicity and a welcoming attitude
28
29 towards visiting tourists. For example, in 2007 New York City authorities, in an effort to
30
31 encourage New York residents to welcome visitors and share with them their knowledge on
32
33 various activities (i.e., late night eats, liveliest flea markets), launched a campaign named 'Just
34
35 Ask the Locals' by featuring celebrity residents such as Robert de Niro, Julian Moore, Kevin
36
37 Bacon and Sean Diddy Combs (Insch, 2011).
38
39
40
41
42

43 Residents as brand community co-creators (Braun *et al.*, 2013) can participate in the
44
45 city's promotional campaign (Florek, 2011) and thus, residents act as ambassadors for the city
46
47 (Braun *et al.*, 2013; Zenker *et al.*, 2017). This is of great importance, since residents are not only
48
49 the most important target audience of city branding, but also the most significant marketers of a
50
51 city (Kavaratzis, 2004).
52
53
54
55
56
57
58
59
60

Limitations and recommendations for future research

This study is the first attempt to compare the effect of perceived city image on residents' emotional attachment to the city with that of visitors. While the responses gathered through questionnaires yielded meaningful results, the study has some notable limitations. First, and most notably, this study was conducted based on a single city located in the CEE region. Therefore, the results may not be widely generalizable to other cities. Future research could employ a multiple case study strategy to compare residents' and visitors' views on the influence of perceived city image on emotional attachment to the city in three or more geographical regions. Second, the sample size and sampling frame of the present study included 107 residents living in Bratislava and 100 UK-based visitors who had visited the city at least once. Future studies could have larger sample sizes and recruit visitor participants based in multiple locations. Third, the use of social media networks to recruit suitable participants meant that 78% of the respondents were under the age of 35. Future research that includes a wider range of populations would be beneficial for comprehensively examining the factors that affect one's emotional attachment to a city, as would research in different cultural contexts. Lastly, this quantitative study tested predetermined hypotheses.

References

- Andereck, K.L. and Nyaupane, G.P. (2011), "Exploring the nature of tourism and quality of life perceptions among residents", *Journal of Travel Research*, Vol. 50 No. 3, pp. 248–260.
- Andereck, K.L., Valentine, K.M., Kopf, R.C. and Vogt, C.A. (2005), "Residents' perceptions of community tourism impacts", *Annals of Tourism Research*, Vol. 32 No.4, pp. 1056–1076.
- Anholt, S. (2006), "The Anholt-GMI city brands index: How the world sees the world's cities", *Place Branding and Public Diplomacy*, Vol. 2 No.1, pp. 18–31.
- Alba, J.W. and Hutchinson, J.W. (1987), "Dimensions of consumer expertise", *Journal of Consumer Research*, Vol. 13 No. 4, pp. 411–453.
- Alhemoud, A., and Armstrong, E. (1996), "Image of tourism attractions in Kuwait", *Journal of Travel Research*, Vol.34 No. 4, pp.76–80.
- Ashworth, G. and Kavaratzis, M. (2009), "Beyond the logo: Brand management for cities", *Journal of Brand Management*, Vol. 16 No. 8, pp. 520-531.
- Balaz, V. and Mitsutake, M. (1998), "Japanese tourists in transition countries of Central Europe: present behaviour and future trends", *Tourism Management*, Vol. 19 No. 5, pp. 433 – 443.
- Baloglu, S. and McCleary, K.W. (1999), "A model of destination images formation", *Annals of Tourism Research*, Vol. 6 No. 4, pp. 868–897.
- Batra, R., Ahuvia, A. and Bagozzi, R.P. (2012), "Brand love", *Journal of Marketing*, Vol. 76 No. 2, pp. 1–16.
- Bowlby, J. (1979), *The Making and Breaking of Affectional Bonds*, Tavistock, London.
- Brandt, C. and de Mortanges, C.P. (2011) "City branding: A brand concept map analysis of a university town", *Place Branding and Public Diplomacy* Vol.7 No. 1, pp. 50–63.

- 1
2
3 Braun, E., Kavaratzis, M. and Zenker, S. (2013), "My city–my brand: The different roles of
4 residents in place branding", *Journal of Place Management and Development*, Vol. 6 No.
5 1, pp. 18–28.
6
7
8
9
10 Campbell, M.C. and Keller, K.L. (2003), "Brand familiarity and advertising repetition effects",
11 *Journal of Consumer Research*, Vol.30 No. 2, pp. 292–304.
12
13
14
15 Carroll, B.A. and Ahuvia, A.C. (2006), "Some antecedents and outcomes of brand love",
16 *Marketing Letters*, Vol. 17 No. 2, pp.79–89.
17
18
19
20 Chen, C-C. and Lin, Y.-H. (2012), "Segmenting mainland Chinese tourists to Taiwan by
21 destination familiarity: A factor-cluster approach", *International Journal of Tourism*
22 *Research*, Vol. 14 No. 4, pp. 339–352.
23
24
25
26
27 Chin, W.W. (2010), "How to write up and report PLS analyses", in Vinzi, V.E., Chin, W.W.,
28 Henseler, J. and Wang, H. (Eds.), *Handbook of Partial Least Squares: Concepts,*
29 *Methods and Applications in Marketing and Related Fields*, Springer, Berlin pp. 655-
30 690.
31
32
33
34
35
36
37 Fedorikhin, A.C., Park, W. and Thomson, M. (2008), "Beyond fit and attitude: The effect of
38 emotional attachment on consumer responses to brand extensions", *Journal of Consumer*
39 *Psychology*, Vol. 18 No. 4, pp. 281–291.
40
41
42
43
44 Florek, M. (2011), "No place like home: Perspectives on place attachment and impacts on city
45 management", *Journal of Town and City Management*, Vol. 1 No. 4, pp. 346-354.
46
47
48
49 Fornell, C. and Larcker, D.F. (1981) "Evaluating structural equation models with unobservable
50 variables and measurement error", *Journal of Marketing Research*, Vol. 18 No.1, 39–50.
51
52
53
54 Fournier, S. (1998), "Consumers and their brands: Developing relationship theory in consumer
55 research". *Journal of Consumer Research*, Vol. 24 No. 4, pp. 343–373.
56
57
58
59
60

- 1
2
3
4
5
6
7
8
9
10
11
12
13
14
15
16
17
18
19
20
21
22
23
24
25
26
27
28
29
30
31
32
33
34
35
36
37
38
39
40
41
42
43
44
45
46
47
48
49
50
51
52
53
54
55
56
57
58
59
60
- Gartner, W.C. (1989), "Tourism image: Attribute measurement of state tourism products using multidimensional scaling technique", *Journal of Travel Research*, Vol. 28 No. 2, pp. 15–19.
- Gartner, W. C. (1994), "Image formation process", *Journal of Travel and Tourism Marketing*, Vol. 2, No. 2-3, pp. 191–216.
- Goodrich, J.N. (1978), "A new approach to image analysis through multidimensional scaling", *Journal of Travel Research*, Vol. 16 No. 3, pp. 3–7.
- Grisaffe, D. B. and Nguyen, H.P. (2011) "Antecedents of emotional attachment to brands", *Journal of Business Research*, Vol. 64 No. 10, pp.1052–1059.
- Gross, M. J. and Brown, G. (2008), "An empirical structural model of tourists and places: Progressing involvement and place attachment into tourism", *Tourism Management*, Vol. 29 No. 6, pp.1141–1151.
- Gu, H. and Ryan, C. (2008), "Place attachment, identity and community impacts of tourism – The case of Beijing Hutong", *Tourism Management*, Vol. 29 No. 4, pp. 637–647.
- Gunn, C. (1972), *Vacationscape: Designing Tourist Environments*, University of Texas. Austin,
- Gursoy, D. and Rutherford, D.G. (2004), "Host attitudes toward tourism: An improved structural modeling approach", *Annals of Tourism Research*, Vol. 31 No. 3, pp. 495–516.
- Gustafson, P. (2009), "Mobility and territorial belonging", *Environment and Behavior*, Vol. 41 No. 4, pp. 490–508.
- Hair, F.J., Hult, G.T., Ringle, C. M. and Sarstedt, M. (2014), *A Primer on Partial Least Squares Structural Equation Modeling (PLS)*, Sage, Los Angeles.
- Hammit, W.E., Kyle, G.T. and Oh, C.K. (2009), "Comparison of place bonding models in recreation resource management", *Journal of Leisure Research*, Vol. 41 No.1, pp. 57-72.

- 1
2
3 Hankinson, G. (2004), "The brand images of tourism destinations: A study of the saliency of
4 organic images", *Journal of Product and Brand Management*, Vol. 13 No. 1, pp. 6–14.
5
6
7
8 Hensler, J., Ringle, C.M. and Sinkovic, R.R. (2009), "The use of partial least square path
9 modeling in international marketing", in Sinkovic, R.R., Ghauri, P.N. (Eds.), *Advances in*
10 *International Marketing*, Emerald, Bingley, pp. 277–320.
11
12
13
14
15 Hogg, M.A. and Terry, D.J. (2000), "Social identity and self-categorization processes in
16 organizational contexts," *Academy of Management Review*, Vol. 25 No. 1, pp. 121–140.
17
18
19
20 Horng, J-S., Liu, C-H., Chou, H-Y. and Tsai, C-Y. (2012), "Understanding the impact of
21 culinary brand equity and destination familiarity on travel intentions", *Tourism*
22 *Management*, Vol. 33 No. 4, 815 – 824.
23
24
25
26
27 Hou, J-S., Lin, C-H. and Morais, D.B. (2005), "Antecedents of attachment to a cultural tourism
28 destination: The case of Hakka and non-Hakka Taiwanese visitors to Pei-Pu, Taiwan",
29 *Journal of Travel Research*, Vol. 44 No. 2, pp. 221–233.
30
31
32
33
34 Hwang, S.N., Lee, C. and Chen, H-J. (2005), "The relationship among tourists' involvement,
35 place attachment and interpretation satisfaction in Taiwan's national parks", *Tourism*
36 *Management*, Vol. 26 No. 2, pp. 143–156.
37
38
39
40
41
42
43
44
45
46
47
48
49
50
51
52
53
54
55
56
57
58
59
60
- Insch, A. (2011). Branding the city as an attractive place to live. In *City Branding* (pp. 8-14).
Palgrave Macmillan UK.
- Joo, Y.M. and Seo, B. (2017), "Transformative city branding for policy change: The case of
Seoul's participatory branding", *Environment and Planning C: Politics and Space*, doi:
2399654417707526.
- Joreskog, K.G. (1970), "A general method for analysis of covariance structures", *Biometrika*,
Vol. 57 No. 2, pp. 239–251.

- 1
2
3 Joreskog, K.G. (1978), "Structural analysis of covariance and correlations matrices",
4
5
6 *Psychometrika*, Vol. 43 No. 4, pp. 443–477.
7
- 8 Jorgensen, B.S. and Stedman, R.C. (2001), "Sense of place as an attitude: Lakeshore property
9
10 owners' attitudes towards their properties", *Journal of Environmental Psychology*, Vol.
11
12 21 No. 3, pp. 233–248.
13
- 14 Kaltenborn, B.P. and Williams, D.R. (2002), "The meaning of place: Attachments to
15
16 Femundsmarka national park, Norway, among tourists and locals", *Norsk Geografisk*
17
18 *Tidsskrift*, Vol. 56 No. 3, pp. 189–198.
19
- 20 Kavaratzis, M. (2004), "From city marketing to city branding: towards a theoretical framework
21
22 for developing city brands", *Journal of Place Branding and Public Diplomacy*, Vol. 1
23
24 No. 1, pp. 58-73.
25
26
- 27 Kavaratzis, M. (2012), "From "necessary evil" to necessity: Stakeholders' involvement in place
28
29 branding", *Journal of Place Management and Development*, Vol. 5 No. 1, pp. 7–19.
30
31
32
- 33 Kavaratzis, M. and Ashworth, G.J. (2006), "City branding: An effective assertion of identity or a
34
35 transitory marketing trick?", *Place Branding and Public Diplomacy*, Vol. 2 No. 3,
36
37 pp.183-194.
38
39
- 40 Kavaratzis, M. and Hatch, M.J. (2013), "The dynamics of place brands an identity-based
41
42 approach to place branding theory", *Marketing Theory*, Vol. 13 No. 1, pp. 69-86.
43
44
- 45 Kemp, E., Childers, C.Y. and Williams, K.H. (2012), "A tale of a musical city: Fostering self-
46
47 brand connection among residents of Austin, Texas", *Place Branding and Public*
48
49 *Diplomacy*, Vol. 8 No. 2, pp. 147-157.
50
51
52
53
54
55
56
57
58
59
60

- 1
2
3 Koo, G-Y. and Hardin. R. (2008), "Difference in interrelationship between spectators' motives
4 and behavioral intentions based on emotional attachment", *Sport Marketing Quarterly*,
5
6 Vol. 17 No. 1, pp. 30–43.
7
8
9
10 Kotler, P. and Andreasen, A. R. (1991), *Strategic Marketing for Non-profit Organizations*, 4th
11 edition, Prentice Hall, Englewood Cliffs, NJ.
12
13
14
15 Kyle, G., Graefe, A., Manning, R. and Bacon, J. (2004), "Effect of activity involvement and
16 place attachment on recreationists' perceptions of setting density", *Journal of Leisure*
17
18 *Research*, Vol. 36 No. 2, pp. 209–231.
19
20
21
22 Lee, S.J., Busser, J. and Yang, J. (2015), "Exploring the dimensional relationships among image
23 formation agents, destination image, and place attachment from the perspectives of pop
24 star fans", *Journal of Travel and Tourism Marketing*, Vol. 32 No.6, pp.730-746.
25
26
27
28
29 Lewicka, M. (2005), "Ways to make people active: Role of place attachment, cultural capital and
30 neighborhood ties", *Journal of Environmental Psychology*, Vol. 25 No. 4, pp. 381–395.
31
32
33
34 Lohmoller, J-B. (1989), *Latent Variable Path Modeling with Partial Least Square*, Physica-
35 Verlag, Heidelberg.
36
37
38
39 Lucarelli, A. and Olof Berg, P. (2011), "City branding: a state-of-the-art review of the research
40 domain", *Journal of Place Management and Development*, Vol. 4 No. 1, pp. 9-27.
41
42
43
44 Malär, L., Krohmer, H., Hoyer, W.D. and Nyffenegger, B. (2011), "Emotional brand attachment
45 and brand personality: The relative importance of the actual and the ideal self", *Journal*
46
47 *of Marketing*, Vol. 75 No. 4, pp. 35–52.
48
49
50
51 Matlovičová, K., Némethyová, B. and Matlovič, R. (2009), "City branding of Bratislava: History
52 and the present", *International Journal of Euro-Mediterranean Studies*, Vol. 2 No. 2, pp.
53
54
55
56
57
58
59
60

- 1
2
3 Merrilees, B., Miller, D. and Herington, C. (2012), "Multiple stakeholders and multiple city
4 brand meanings", *European Journal of Marketing*, Vol. 46 No. 7/8, pp. 1032–1047.
5
6
7
8 Milman, A. and Pizam, A. (1995), "The role of awareness and familiarity with a destination: The
9 central Florida case", *Journal of Travel Research*, Vol. 33 No. 3, pp. 21-27.
10
11
12
13 Moyle, B.D., Weiler, B. and Croy, G. (2012), "Visitors' perceptions of tourism impacts: Bruny
14 and Magnetic Islands, Australia", *Journal of Travel Research* Vol. 52 No. 3, pp. 392–
15
16
17
18
19
20 Park, W.C., MacInnis, D.J., Priester, J., Eisingerich, A.B. and Iacobucci, D. (2010), "Brand
21 attachment and brand attitude strength: Conceptual and empirical differentiation of two
22
23
24
25
26
27
28
29
30
31
32
33
34
35
36
37
38
39
40
41
42
43
44
45
46
47
48
49
50
51
52
53
54
55
56
57
58
59
60
- Park, D.B., Nunkoo, R. and Yoo, Y-S. (2015), "Rural residents' attitudes to tourism and the moderating effects of social capital", *Tourism Geographies, An International Journal of Tourism Space, Place, and Environment*, Vol. 17 No. 1, pp. 112–133.
- Patwardhan, H. and Balasubramanian, S.K. (2013), "Reflections on emotional attachment to brands: Brand romance and brand love", *Journal of Customer Behaviour*, Vol. 12 No. 1, pp. 73–79.
- Phillips, W.J. and Jang, S. (2010), "Destination image differences between visitors and non-visitors: a case of New York City", *International Journal of Tourism Research*, Vol. 12 No. 5, pp. 642–645.
- Picon, A., Castro, I. and Roldan, J. (2014), "The relationship between satisfaction and loyalty: A mediator analysis", *Journal of Business Research*, Vol. 67 No. 5, pp.746–751.

- 1
2
3 Prayag, G. and Ryan, C. (2012), "Antecedents of tourists' loyalty to Mauritius: The role and
4 influence of destination image, place attachment, personal involvement, and satisfaction",
5
6 *Journal of Travel Research*, Vol. 51 No. 3, pp. 342–356.
7
8
9
- 10 Prentice, R. and Andersen, V. (2003), "Festival as creative destination", *Annals of Tourism*
11
12 *Research*, Vol. 30 No.1, pp. 7–30
13
14
- 15 Qian, J. and Zhu, H. (2014). Chinese urban migrants' sense of place: Emotional attachment,
16
17 identity formation, and dependence in the city and community of Guangzhou. *Asia*
18
19 *Pacific Viewpoint*, Vol. 55 No. 1, pp. 81-101.
20
21
- 22 Ramkissoon, H. and Nunkoo, R. (2011), "City image and perceived tourism impact: Evidence
23
24 from Port Louis, Mauritius", *International Journal of Hospitality and Tourism*
25
26 *Administration*, Vol. 12 No. 2, pp. 123–143.
27
28
- 29 Rezael, S. (2015), "Segmenting consumer decision-making styles (CDMS) toward marketing
30
31 practice: A partial least square (PLS) path modeling approach", *Journal of Retailing and*
32
33 *Consumer Services*, Vol. 22, pp. 1-15.
34
35
- 36 Roldan, J.L. and Sanchez-Franco, M.J. (2012), "Variance-based structural equation modeling:
37
38 Guidelines for using partial least squares in information systems research", in Mora, M.,
39
40 Gelman, O., Steenkamp, A. and Raisinghani, M. (Eds.), *Philosophies, Methods and*
41
42 *Innovations*, Information Science Reference, Hershey, PA, pp. 193-221.
43
44
- 45 Russell, J.A., Ward, L.M. and Pratt, G. (1981), "Affective quality attributed to environments: A
46
47 factor analytic study", *Environment and Behavior*, Vol. 13 No. 3, pp. 259–288.
48
49
- 50 Ryan C. and Aicken M. (2010), "The destination image gap—Visitors' and residents'
51
52 perceptions of place: Evidence from Waiheke Island, New Zealand", *Current Issues in*
53
54 *Tourism*, Vol. 13, pp. 541-561.
55
56
57
58
59
60

- 1
2
3 Sahin, S. and Baloglu, S. (2014), "City branding: Investigating a brand advocacy model for
4 distinct segments", *Journal of Hospitality Marketing and Management*, Vol. 23 No. 3,
5
6 pp. 239-265.
7
8
9
- 10 Schouten, J.W. and McAlexander, J.H. (1995), "Subcultures of consumption: An ethnography of
11 the new bikers", *Journal of Consumer Research*, Vol. 22 No. 1, pp. 43-61.
12
13
14
- 15 Shafranskaya, I. and Potapov, D. (2014), "An empirical study of consumer-based city brand
16 equity from signalling theory perspective", *Place Branding and Public Diplomacy*, Vol.
17
18 10 No. 2, pp. 117-131.
19
20
21
22
23
- 24 Stylos, N., Bellou, V., Andronikidis, A. and Vassiliadis, C.A. (2017), "Linking the dots among
25 destination images, place attachment, and revisit intentions: A study among British and
26
27 Russian tourists", *Tourism Management*, Vol. 60, pp. 15-29.
28
29
30
31
- 32 Sun, X., Chi, C.G.Q. and Xu, H. (2013), "Developing destination loyalty: The case of Hainan
33 Island", *Annals of Tourism Research*, Vol. 43, pp. 547-577.
34
35
36
- 37 Tan, W-K, and Chang, Y-G. (2016), "Place familiarity and attachment: Moderators of the
38 relationship between readers' credibility assessment of a travel blog and review
39
40 acceptance", *Journal of Travel and Tourism Marketing*, Vol 33 No. 4, pp. 453-470.
41
42
43
- 44 Thomson, M., MacInnis, D.J. and Park, C.W. (2005), "The ties that bind: Measuring the strength
45 of consumers' emotional attachments to brands", *Journal of Consumer Psychology*, Vol.
46
47 15 No. 1, pp. 77-91.
48
49
- 50 Tsai, C-F (2015), "The relationships among destination image, perceived quality, emotional
51 place attachment, tourist satisfaction, and post-visiting behavioral intention", *Marketing
52
53 Review (Xing Xiao Ping Lun)*, Vol. 12 No. 4, pp 455-479.
54
55
56
57
58
59
60

- 1
2
3 Tsai, S.P. (2012), "Place attachment and tourism marketing: Investigating international tourists
4 in Singapore", *International Journal of Tourism Research*, Vol. 14 No. 2, pp. 139–152.
5
6
7
8 Ujang, N. (2008), *Place attachment, familiarity and sustainability of urban place identity*,
9
10 Department of Landscape Architecture, Faculty of Design and Architecture, University of
11
12 Putra, Malaysia.
13
14
15 Vanolo, A. (2008), "The image of the creative city: Some reflections on urban branding in
16
17 Turin", *Cities*, Vol. 25 No. 6, pp. 370–382.
18
19
20 Vlachos, P.A. (2012), "Corporate social responsibility and consumer-firm emotional attachment:
21
22 Moderating effects of consumer traits", *European Journal of Marketing*, Vol. 46 No.
23
24 11/12, pp. 1559–1581.
25
26
27 Vlachos, P.A., Theotokis, A., Pramataris, K. and Vrechopoulos, A. (2010), "Consumer-retailer
28
29 emotional attachment: Some antecedents and the moderating role of attachment anxiety",
30
31 *European Journal of Marketing*, Vol. 44 No. 9/10, pp. 1478–1499.
32
33
34 Wang, Y.A. and Pfister, R.E. (2008), "Residents' attitudes tourism and perceived personal
35
36 benefits in a rural community", *Journal of Travel Research*, Vol. 47 No. 1, pp. 84–93.
37
38
39 Warzecha, C.A. and Lime, D.W. (2001), "Place attachment in Canyonlands National Park:
40
41 Visitors' assessment attributes on the Colorado and Green Rivers", *Journal of Park and*
42
43 *Recreation Administration*, Vol. 19 No. 1, pp. 59–78.
44
45
46 Woodside, A. and Lysonski, S. (1989), "A general model of traveler destination choice", *Journal*
47
48 *of Travel Research*, Vol. 27 No. 4, pp. 8–14.
49
50
51 Wold, H.O.A. (1975), "Soft modelling by latent variables: the non-linear iterative partial least
52
53 square (NIPALS) approach", in Gani, J. (Ed.), *Perspectives in Probability and Statistics*,
54
55
56
57
58
59
60

- 1
2
3 Papers in Honour of M.S. Barlet on the Occasion of his Sixty-Fifth Birthday. Applied
4
5 Probability Trust, Sheffield, pp.117–142.
6
7
8 www.visitbratislava.com
9
10 World Tourism Organisation Report (1999), Tourism Highlights, *World Tourism Organisation*
11
12 *Publications*, webpage: <http://www.e-unwto.org/doi/pdf/10.18111/9789284403011>
13
14 [Accessed on 18th September 2017].
15
16
17 Yu, C.P., Chancellor, N.C. and Cole, S.T. (2011), “Measuring residents’ attitudes towards
18
19 sustainable tourism. A reexamination of the sustainable tourism attitude scale”, *Journal*
20
21 *of Travel Research*, Vol. 50 No.1, pp. 57–63.
22
23
24 Yuksel, A., Yuksel, F. and Bilim, Y. (2010), “Destination attachment: Effects on customer
25
26 satisfaction and cognitive, affective and conative loyalty”. *Tourism Management*, Vol. 31
27
28 No. 2, pp. 274–284.
29
30
31 Zenker, S. and Beckmann, S.C. (2013), “My place is not your place–different place brand
32
33 knowledge by different target groups”, *Journal of Place Management and Development*,
34
35 Vol. 6 No. 1, pp. 6–17.
36
37
38 Zenker, S. and Rütter, N. (2014), “Is satisfaction the key? The role of citizen satisfaction, place
39
40 attachment and place brand attitude on positive citizen behavior”, *Cities*, Vol. 38, pp. 11-
41
42 17.
43
44
45 Zenker, S., Braun, E. and Petersen, S. (2017), “Branding the destination versus the place: The
46
47 effects of brand complexity and identification for residents and visitors”, *Tourism*
48
49 *Management*, Vol. 58, pp. 15-27.
50
51
52
53
54
55
56
57
58
59
60

1
2
3
4
5
6
7
8
9
10
11
12
13
14
15
16
17
18
19
20
21
22
23
24
25
26
27
28
29
30
31
32
33
34
35
36
37
38
39
40
41
42
43
44
45
46
47
48
49
50
51
52
53
54
55
56
57
58
59
60

Figure 1: Conceptual framework linking affective city brand image and cognitive city brand image to emotional attachment to the city

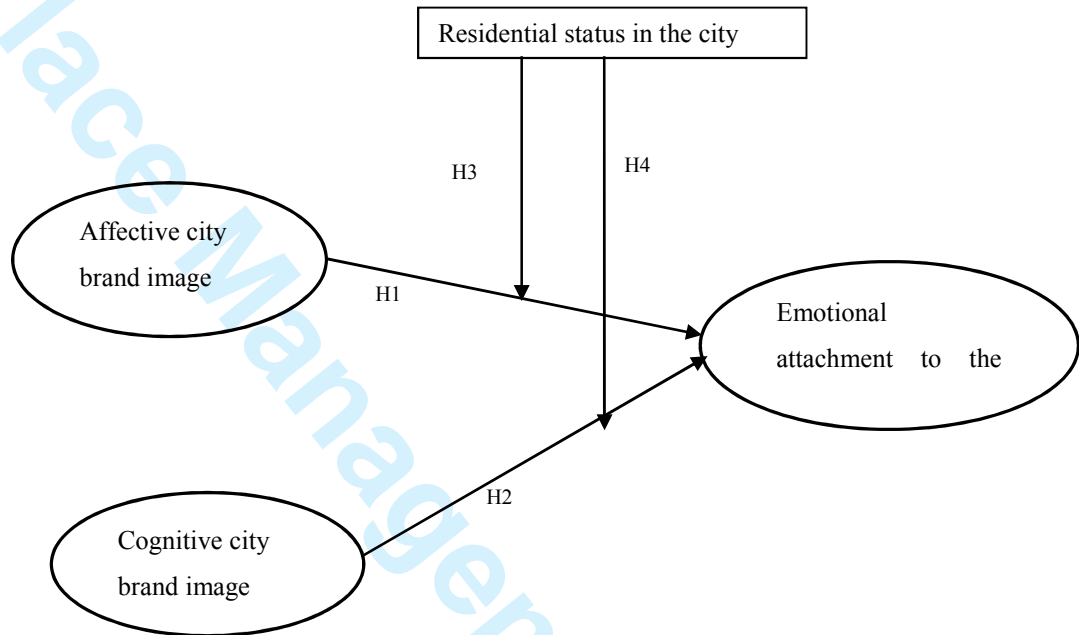
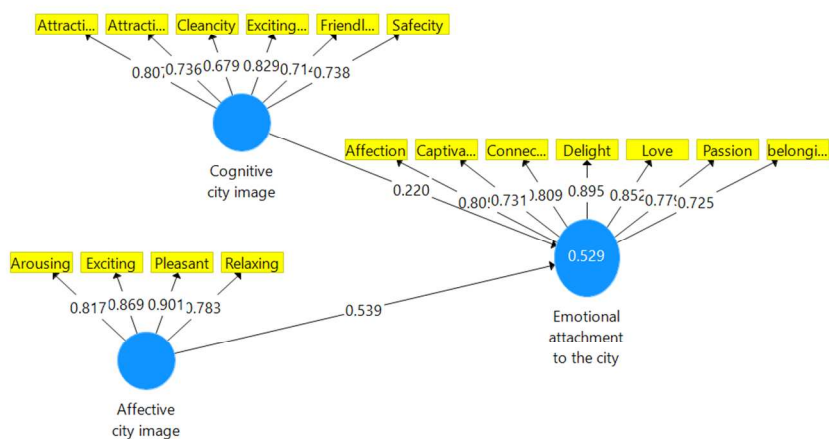
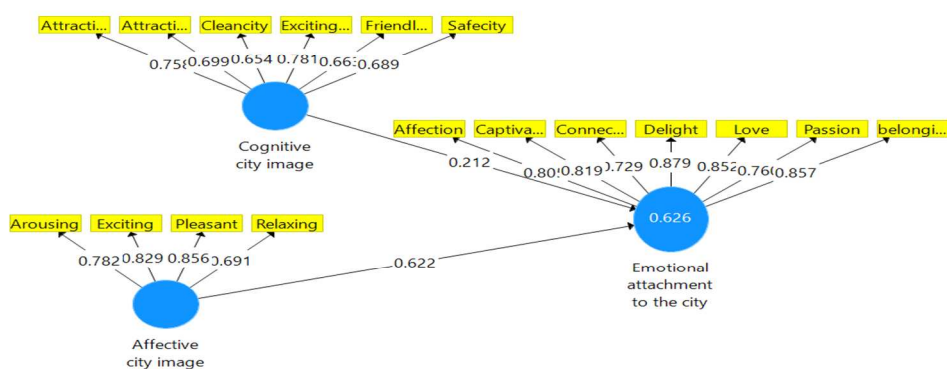


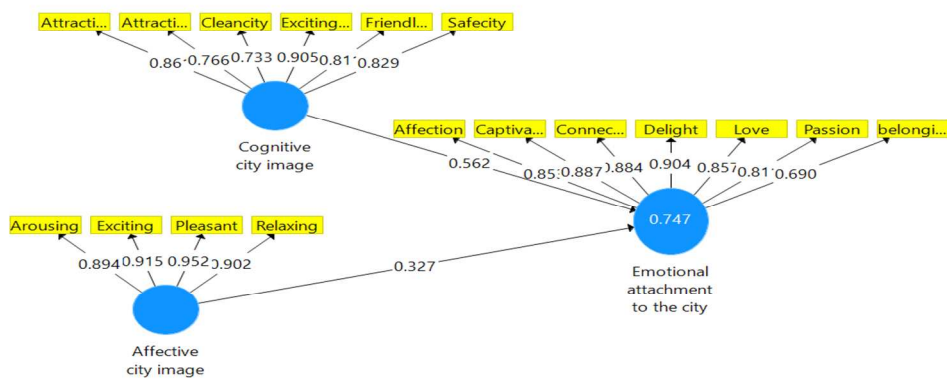
Figure 2: Moderating effects of residential status: The influence of affective image of the city brand on emotional attachment to the city



(a) Whole sample



(b) Group 1: City residents



(c) Group 2: Visitors

Table 1: Demographic profile of respondents for each residential status

Residential status with respect to Bratislava				
		Residents	Visitors	Total
Gender	Male	54	57	111
	Female	53	43	96
Total		107	100	207
Age	18–24	50	26	76
	25–34	41	45	86
	35–50	9	23	32
	Over 50	7	6	13
Total		107	100	207

Table 2: Outer loadings (λ), outer T-statistic (λ T-statistic), Cronbach's alpha (α), AVE, and CR of the constructs.

Constructs/Item	(λ)	λ T-statistic	A	CR ^b	AVE ^a
Cognitive city brand image			0.847	0.886	0.566
Attractive buildings	0.807	25.758			
Attractive parks	0.736	18.351			
Exciting city	0.869	30.854			
Friendly people in the city	0.714	14.729			
Clean city	0.679	14.643			
Affective city brand image			0.865	0.908	0.712
Exciting	0.869	53.612			
Relaxing	0.783	18.644			
Pleasant	0.901	54.210			
Arousing	0.817	25.146			
Emotional attachment			0.909	0.926	0.642
Affection	0.805	22.489			
Love	0.852	34.603			
Connection	0.809	14.545			
Passion	0.779	20.379			
Delight	0.895	62.331			
Captivation	0.731	25.912			
Sense of belonging	0.725	18.600			

^a AVE = (summation of the square of the factor loadings)/{(summation of the square of the factor loadings)+(summation of the error variances)}.

^b CR = (square of the summation of the factor loadings)/{(square of the summation of the factor loadings)+(square of the summation of the error variances)}.

^c t-values for two-tailed test-value 1.96 (significance level = 5%).

1
2
3
4
5
6
7
8
9
10
11
12
13
14
15
16
17
18
19
20
21
22
23
24
25
26
27
28
29
30
31
32
33
34
35
36
37
38
39
40
41
42
43
44
45
46
47
48
49
50
51
52
53
54
55
56
57
58
59
60

Table 3: Hypothesised structural relationships

Hypothesized Relationships	Whole Sample n = 207			
	B	T-statistic	Sig.	Decision
H1: Affective city brand image positively influences emotional attachment to the city.	0.539	6.607	0.000	Supported
H2: Cognitive city brand image positively influences emotional attachment to the city.	0.220	2.621	0.009	Supported

Table 4: Hypothesized structural differences between models for residents and visitors

	Residents (R) n = 107			Visitors (V) n = 100			Path Coefficients Difference: Residents/Visitors		
	β_R	T-statistic	Sign	β_V	T-statistic	Sign	T-statistic	Sign	Decision
H4: Affective city brand image positively influences emotional attachment to the city.	0.622	6.851	0.000	0.327	2.682	0.007	0.296	0.022 significance	Supported
H3: Cognitive city brand image positively influences emotional attachment to the city ($\beta_R > \beta_V$).	0.212	2.215	0.024	0.562	4.880	0.000	0.351	0.993 significance	Not supported, since, $\beta_R < \beta_V$